

Technical sheet :

MRT 2570

VISION +



 **MANITOU**
HANDLING YOUR WORLD

Capacities		Metric	Imperial
Max. capacity		7000 kg	15432 lb
Max. lifting height		24.80 m	81 ft 4 in
Max. outreach		20.50 m	67 ft 3 in
Weight and dimensions			
Overall length (with forks)	l1	8.87 m	29 ft 1 in
Length to face of forks	l2	7.67 m	25 ft 2 in
Overall width	b1	2.50 m	8 ft 2 in
Overall height	h17	3.10 m	10 ft 2 in
Overall cab width	b4	0.96 m	3 ft 2 in
Ground clearance	m4	0.38 m	1 ft 3 in
Wheelbase	y	3.25 m	10 ft 8 in
Tilt-up angle	a4	12 °	12 °
Tilt-down angle	a5	110 °	110 °
Turret rotation		360 °	360 °
Overall weight		21300 kg	46958 lb
Forks length / width / section	l / e / s	1200 mm x 125 mm x 60 mm	47 in x 5 in x 2 in
Wheels			
Standard tyres		445/65 R22,5	445/65 R22,5
Drive wheels (front / rear)		2 / 2	2 / 2
Steering mode		2 wheel steer, 4 wheel steer, Crab mode	2 wheel steer, 4 wheel steer, Crab mode
Stabilisers			
Stabs Type		Telescopic Duplex	Telescopic Duplex
Controls with stabs		Stabs Commands Individual or Simultaneous	Stabs Commands Individual or Simultaneous
Engine			
Engine brand		Yanmar	Yanmar
Engine nom		Stage V / Tier 4	Stage V / Tier 4
Engine model		4TN107FTT-6SMU1	4TN107FTT-6SMU1
I.C. Engine power rating / Power (kW)		173 Hp / 127 kW	173 Hp / 127 kW
Max. torque / Engine rotation (min)		805 Nm @ 1500 rpm	594 ft/lbs @ 1500 rpm
Number of cylinders - Capacity of cylinders		4 - 4567 cm ³	4 - 279 in ³
Engine cooling system		Water cooled	Water cooled
Electric circuit			
Number of batteries / Battery		2 x 12 V	2 x 12 V
Battery capacity		120 Ah	120 Ah
Battery starting current		(EN)850 A	(EN)850 A
Transmission			
Transmission type		Hydrostatic with Speedshift	Hydrostatic with Speedshift
Gearbox / Number of gears (forward) / Number of gears (reverse)		Speedshift/2 / 2	Speedshift/2 / 2
Max. travel speed		40 km/h	25 mi/h
Drawbar pull		9200 daN	9200 daN
Parking brake		Automatic negative parking brake	Automatic negative parking brake
Service brake		Oil-immersed multi-discs braking on front & rear axles	Oil-immersed multi-discs braking on front & rear axles
Performances			
Gradeability (laden / unladen)		32.40 % / 41.40 %	32.40 % / 41.40 %
Hydraulics			
Hydraulic pump type		Variable displacement pump	Variable displacement pump
Hydraulic flow		185 l/min	49 US gpm
Hydraulic Pressure		350 bar	5076 PSI
Tank capacities			
Engine oil		13 l	3 US gal
Hydraulic oil		300 l	79 US gal
Fuel tank	Fuel tank	320 l	85 US gal
Diesel Exhaust fluid (AdBlue® type)		24 l	6 US gal
Noise and vibration			
Noise at driving position (LpA)		67 dB	67 dB
Environmental noise (LwA)		108 dB	108 dB
Vibration to whole hand/arm		< 2.50 m/s ²	< 2.50 m/s ²
Miscellaneous			
Steering wheels (front / rear)		2 / 2	2 / 2
Controls		2 Joysticks	2 Joysticks
Safety cab homologation		Cabin ROPS - FOPS Level 2	Cabin ROPS - FOPS Level 2
Attachment recognition system (E-Reco)		Standard	Standard

MRT 2570 - Dimensional drawing



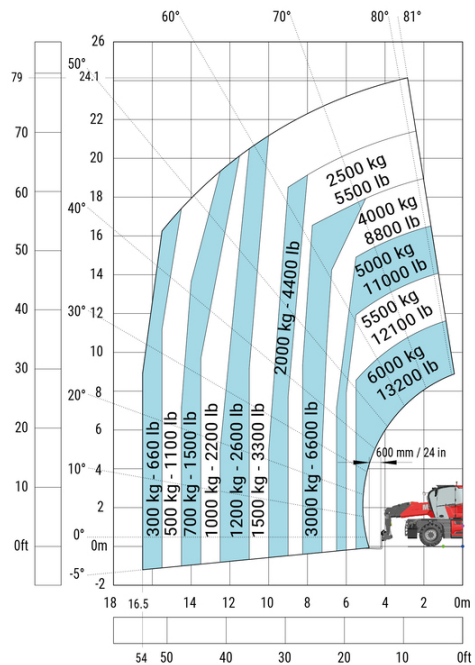
Other data		Metric	Imperial
Length of frame	l14	5.92 m	19 ft 5 in
Wheelbase	y	3.25 m	10 ft 8 in
Ground clearance	m4	0.38 m	1 ft 3 in
Counterweight offset (turret at 90°)	a7	3.45 m	11 ft 4 in
Tilt-up angle	a4	12 °	12 °
Tilt-down angle	a5	110 °	110 °
Overall length at stabilisers	l12	5.62 m	18 ft 5 in
External turning radius (over tyres)	Wa1	4.63 m	15 ft 2 in
Overall width with stabilisers extended	b7	6.06 m	19 ft 11 in
Overall height	h17	3.10 m	10 ft 2 in
Frame levelling corrector	a9	+/- 7 °	+/- 7 °
Ground clearance under front tires on stabilizers	m5	0.45 m	1 ft 6 in

MRT 2570 - Load chart

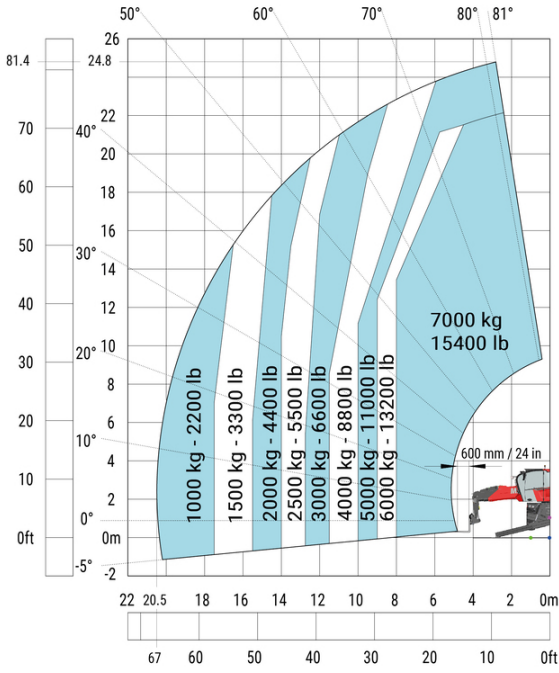
Machine on tyres with forks Metric



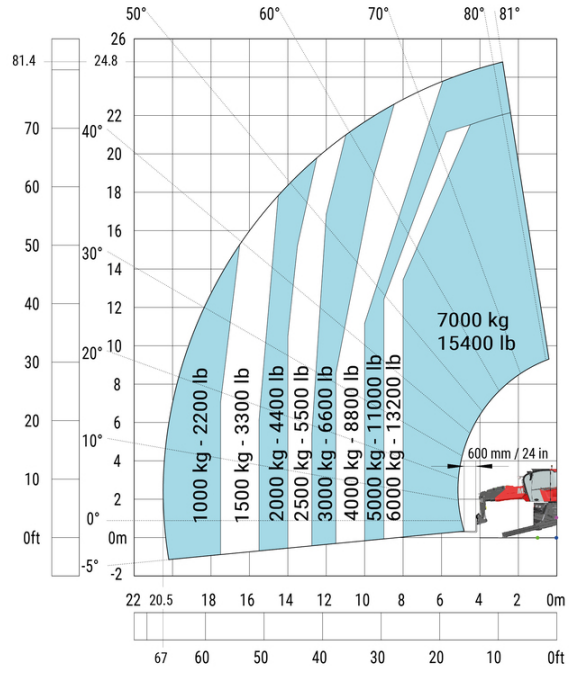
Machine on tyres with forks Imperial



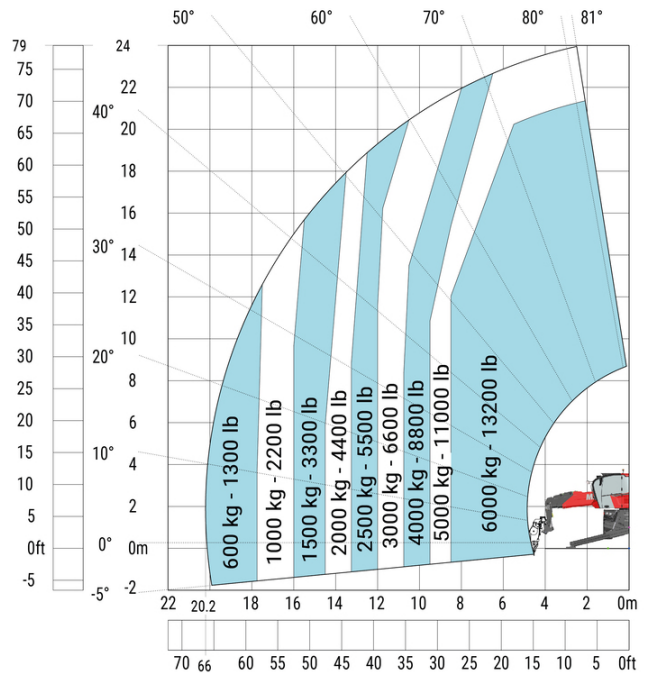
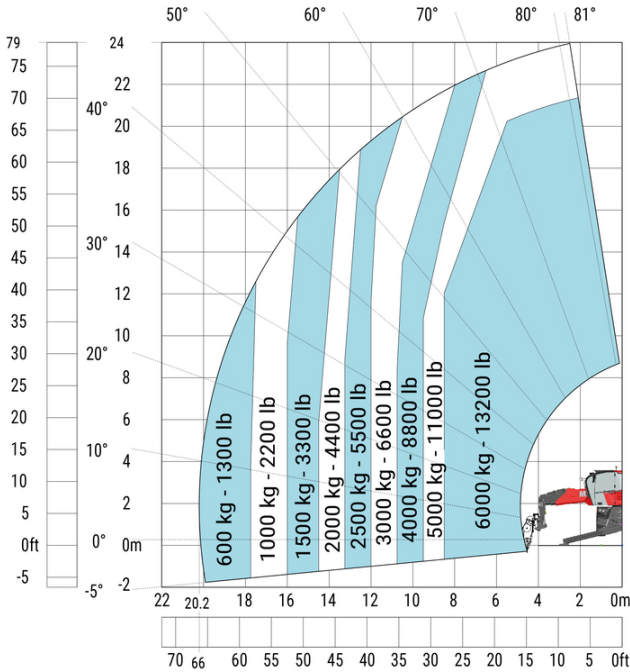
Machine on lowered stabilisers with forks Metric



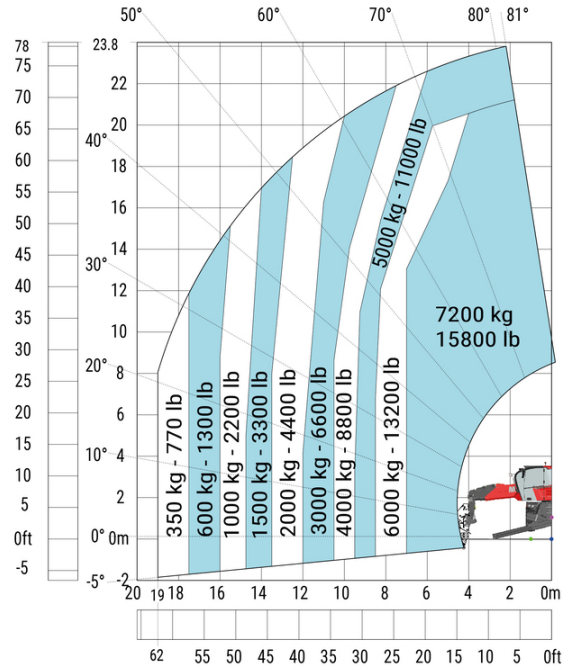
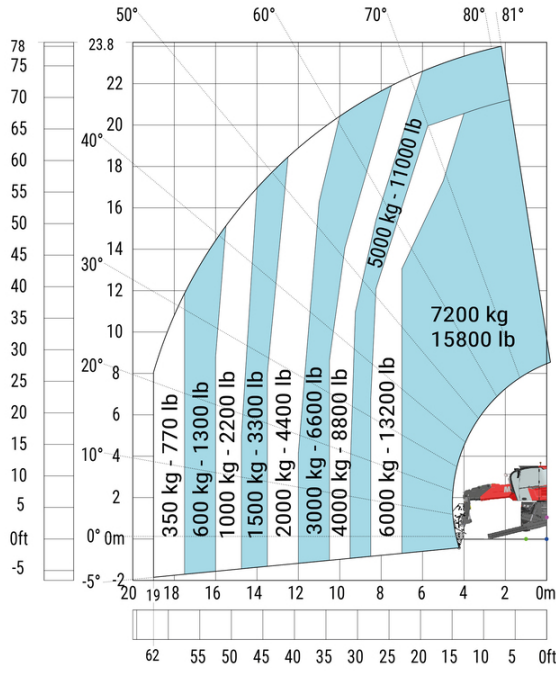
Machine on lowered stabilisers with forks Imperial



Machine on lowered stabilisers with winch 6000 kg (Metric) Machine on lowered stabilisers with winch 6000 kg (Imperial)

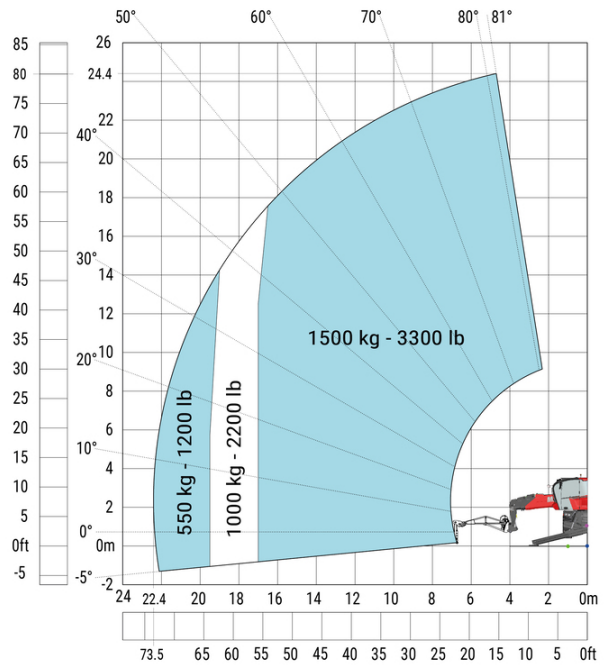
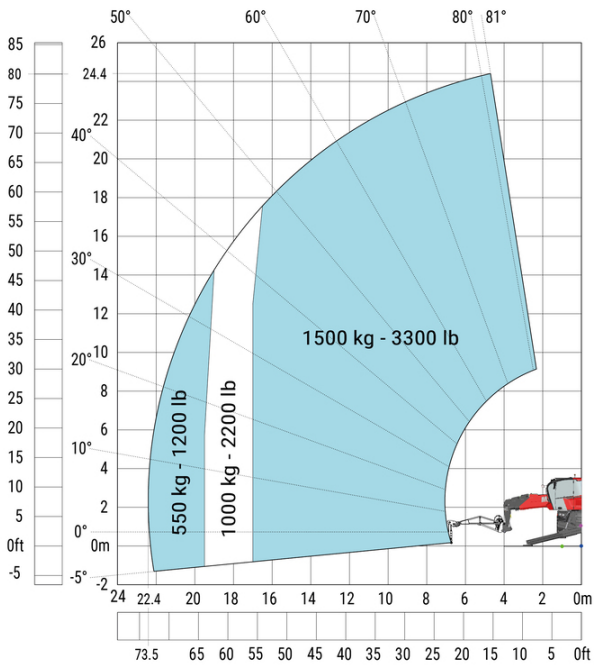


Machine on lowered stabilisers with winch 7200 kg (metric) Machine on lowered stabilisers with winch 7200 kg (Imperial)



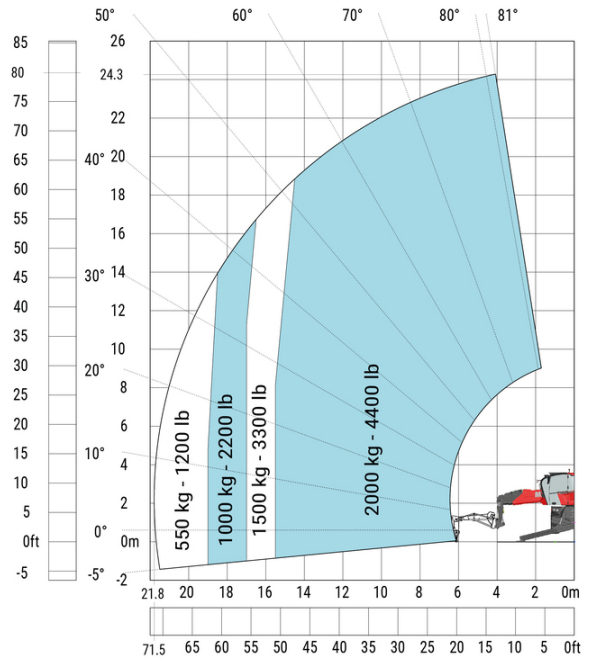
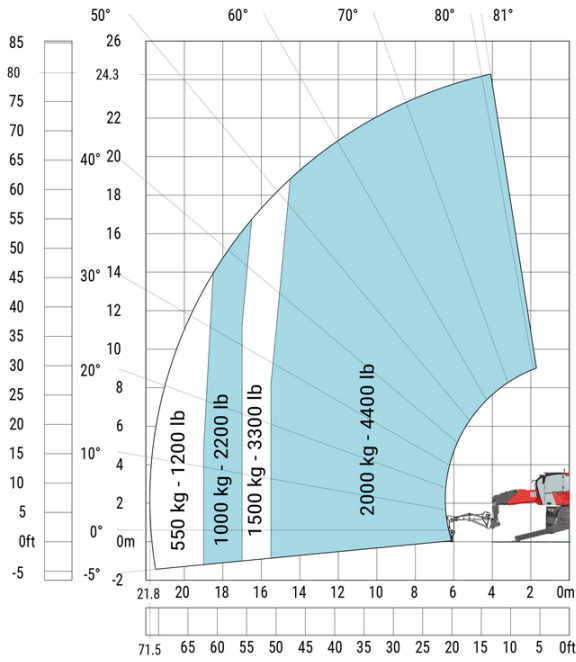
Machine on lowered stabilisers with 1500 kg jib Metric

Machine on lowered stabilisers with 1500 kg jib Imperial



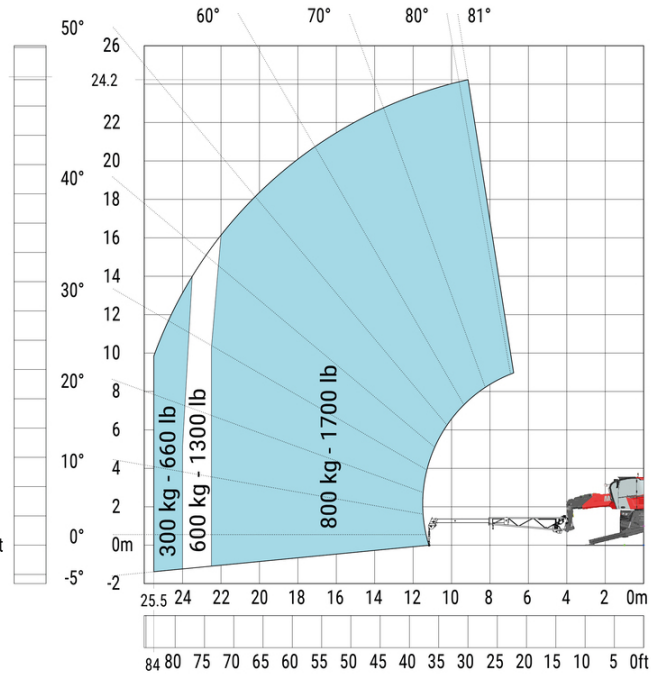
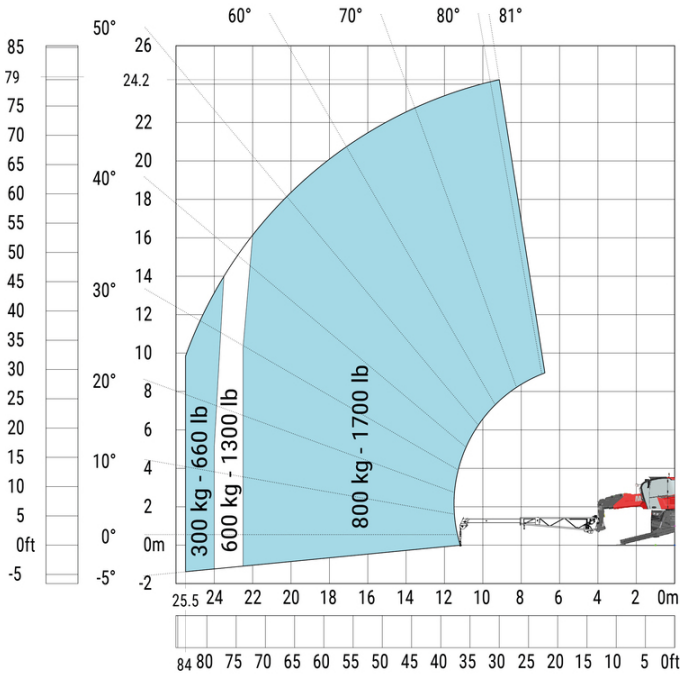
Machine on lowered stabilisers with 2000 kg jib (Metric)

Machine on lowered stabilisers with 2000 kg jib (Imperial)

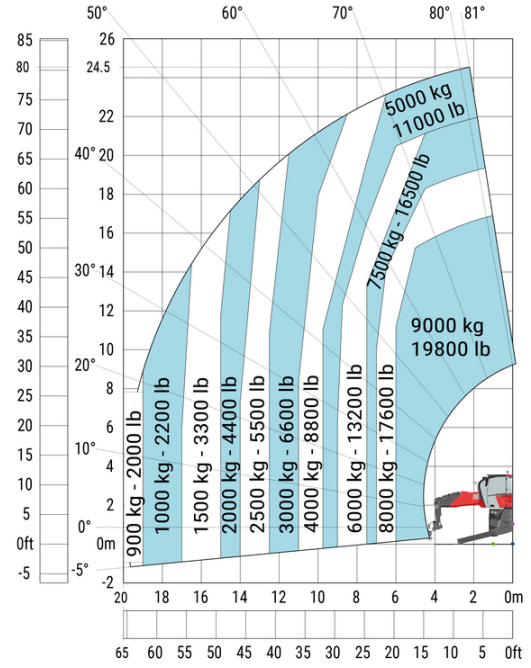
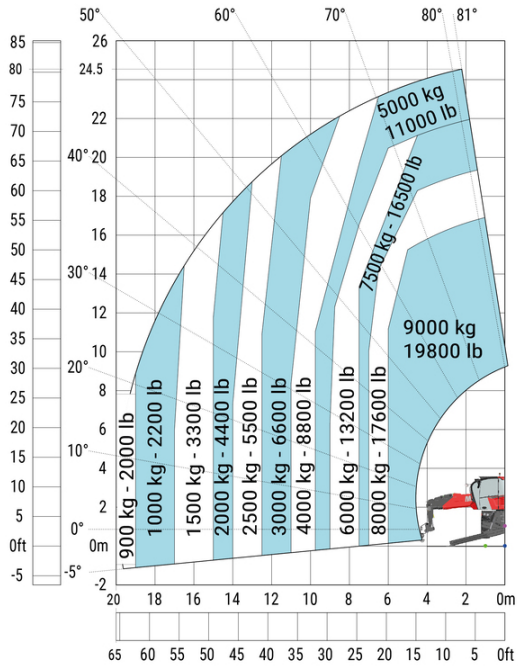


Machine on lowered stabilisers with extensible jib with winch (Metric)

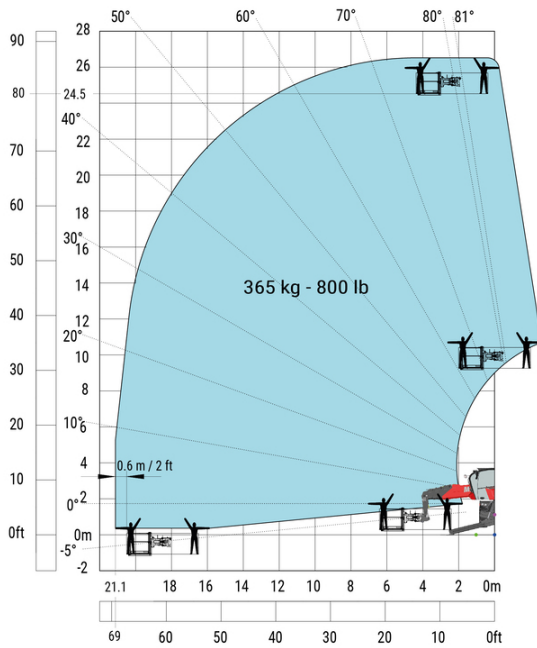
Machine on lowered stabilisers with extensible jib with winch (Imperial)



Machine on lowered stabilisers with hook 9000 kg (Metric) Machine on lowered stabilisers with hook 9000 kg (Imperial)




Machine on lowered stabilisers with 365 kg platform Metric Machine on lowered stabilisers with 1000 kg platform Imperial



Machine on lowered stabilisers with 1000 kg platform
Metric





Head Office

B.P. 249 - 430 rue de l'Aubinière

44150 Ancenis Cedex - France

Tel: +33 (0)2 40 09 10 11 - Fax: +33 (0)2 40 09 10 97

www.manitou.com



This publication provides a description of the configuration versions and options for Manitou products, which may differ for equipment. The equipment presented in this brochure may be part of a series, as an option, or it may not be available, depending on the versions. Manitou reserves the right, at any time and without notice, to amend the specifications described and represented. The specifications provided do not bind the manufacturer. For more details, please contact your Manitou agent. This is not a contractually binding document. The presentation of the products is not contractually binding. List of specifications non-exhaustive. The logos as well as the visual identity of the company are owned by Manitou and cannot be used without authorisation. All rights reserved. The photos and diagrams contained in this brochure are only provided for consultation and information purposes.

MANITOU BF SA - Limited company with board of directors - Share capital: 39,668,399 euros - 857 802 508 RCS Nantes